

Scaled data based on original data using
LM-79-08 Approved Method: Electrical and Photometric Measurements of Solid-
State Lighting Products

Test Report Prepared for
Cooper Lighting Solutions
(formerly Eaton)

Brand: McGRAW-EDISON

Report Number: P387018

Luminaire Tested: **GWC-SA2D-727-U-T4FT-HSS**

Issue Date: 3/3/2020

Test Information

Test Method: LM-79-08
Report Number: P387018
TEST IS SCALED FROM IESNA LM-79-08 TEST DATA (G2-1903-205-17)
Test Lab: INNOVATION CENTER
Issue Date: 3/3/2020
Manufacturer: COOPER LIGHTING SOLUTIONS (FORMERLY EATON)
Product Line: MCGRAW-EDISON
Catalog Number: GWC-SA2D-727-U-T4FT-HSS
Description: GALLEON WALL LUMINAIRE
(2) 70 CRI, 2700K, 1200mA LIGHTSQUARES WITH 16 LEDS EACH AND TYPE IV FORWARD THROW OPTICS WITH HOUSE SIDE SHIELD
Light Source: -
Ballast/Driver: ELECTRONIC DRIVER

Summary

Lumens per Lamp: N/A
Luminaire Lumens: 9616 lumens
Efficiency: N/A
Efficacy: 74.5 lumens/watt
Luminous Opening: Rectangular (W 1' x L: 0.5' x H: 0')
IES Classification: Type IV - Short
BUG Rating: B1 - U0 - G2

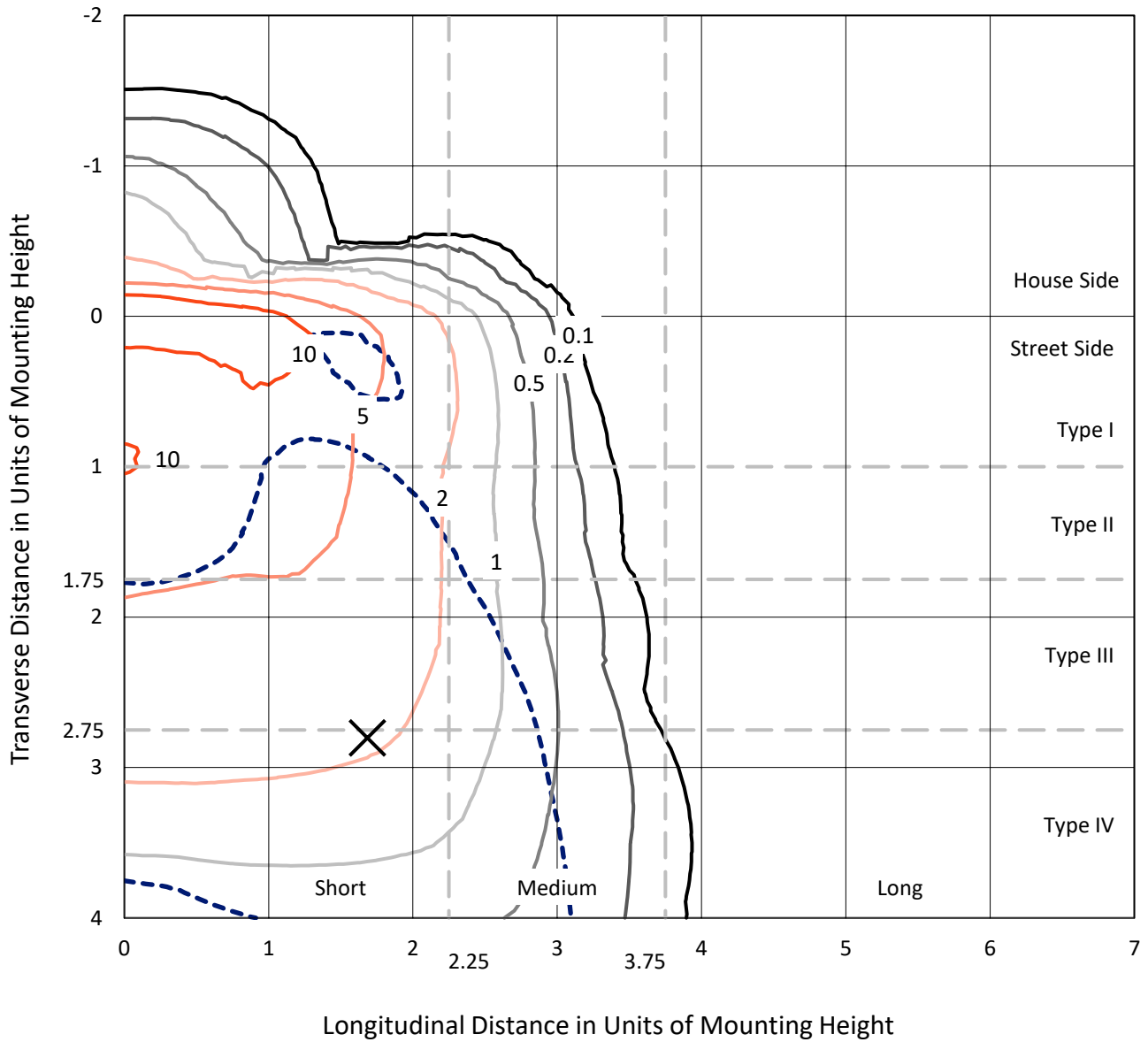
Input Watts (W): 129
Input Voltage (V): NR
Input Current (Ain): NR
Voltage Rise (V): NR
Power Factor: NR
Total Harmonic Distortion (THDi): NR
Frequency (hertz): 60
Stabilization Time: NR
Operation Time: NR
Ambient Temperature (°C): NR
Test Distance: 24 FT



REPORT NUMBER: P387018
 CATALOG NUMBER: GWC-SA2D-727-U-T4FT-HSS

Iso-Footcandle Lines of Horizontal Illumination

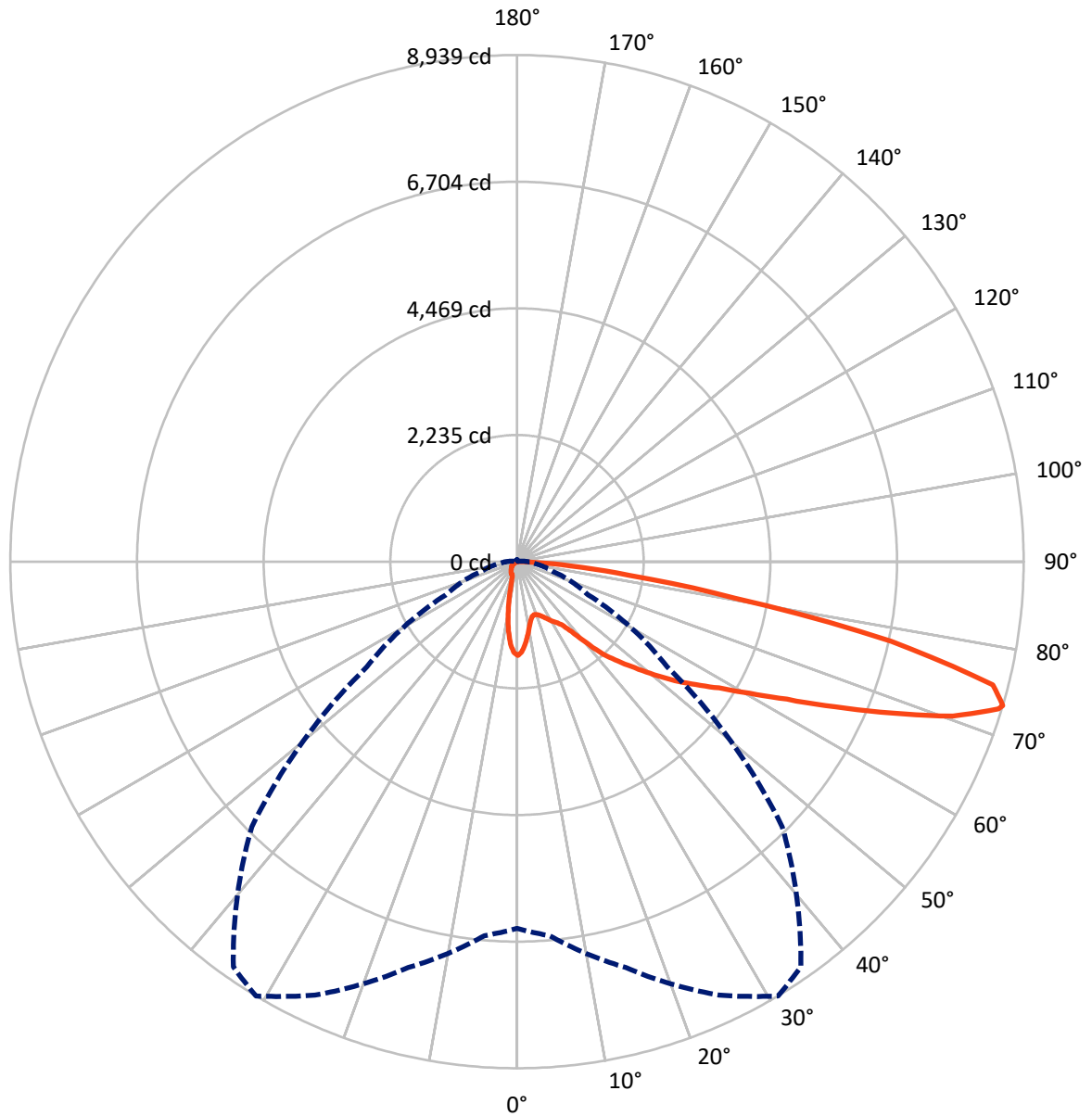
✕ Max cd
 - - - 1/2 Max cd



Based on 10 foot mounting height. Maximum calculated value = 16.5 fc
 Type IV - Short - N/A

REPORT NUMBER: P387018
CATALOG NUMBER: GWC-SA2D-727-U-T4FT-HSS

Luminous Intensity Polar Plot



— Vertical Plane Through 31-Deg Lateral - - - Horizontal Cone Through 73-Deg Vertical



REPORT NUMBER: P387018
 CATALOG NUMBER: GWC-SA2D-727-U-T4FT-HSS

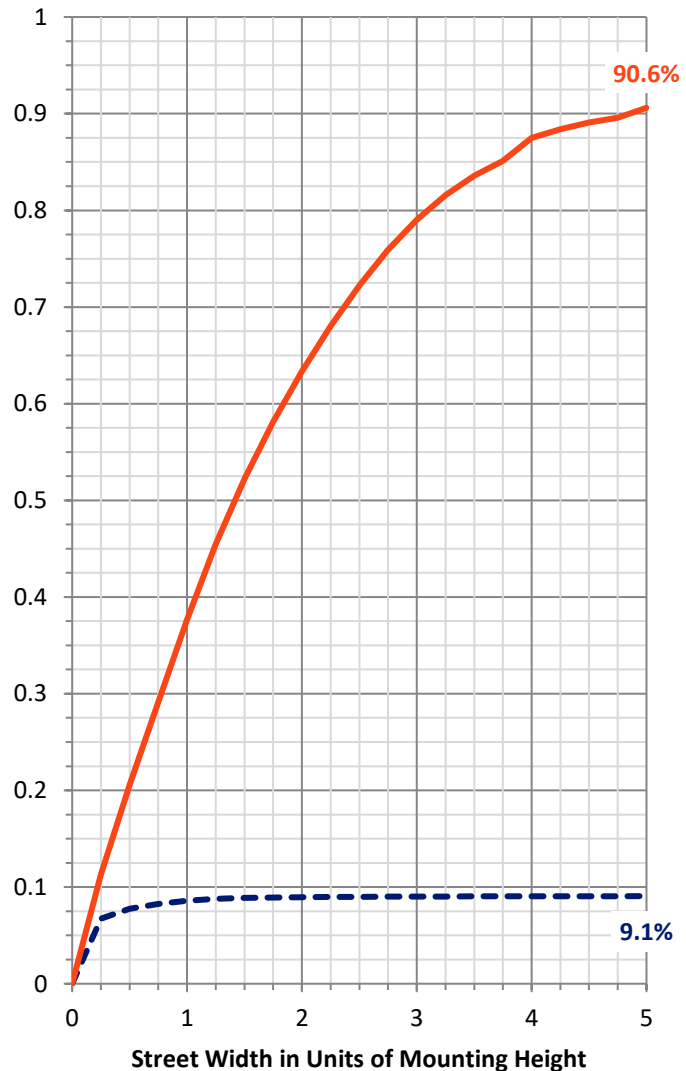
FLUX DISTRIBUTION:

		Downward	Upward	Total
House Side	Lumens	876.5	0.0	876.5
	% Fixture	9.1	0.0	9.1
Street Side	Lumens	8739.5	0.0	8739.5
	% Fixture	90.9	0.0	90.9
Total	Lumens	9616.0	0.0	9616.0
	% Fixture	100.0	0.0	100.0

Coefficient of Utilization

ZONAL LUMENS:

Zone	Lumens	% Fixture
0°-10°	137.2	1.4
10°-20°	297.8	3.1
20°-30°	446.3	4.6
30°-40°	710.0	7.4
40°-50°	1267.9	13.2
50°-60°	1967.4	20.5
60°-70°	2615.4	27.2
70°-80°	1967.3	20.5
80°-90°	206.7	2.1
90°-100°	0.0	0.0
100°-110°	0.0	0.0
110°-120°	0.0	0.0
120°-130°	0.0	0.0
130°-140°	0.0	0.0
140°-150°	0.0	0.0
150°-160°	0.0	0.0
160°-170°	0.0	0.0
170°-180°	0.0	0.0
0°-90°	9616.0	100.0
0°-180°	9616.0	100.0



REPORT NUMBER: P387018

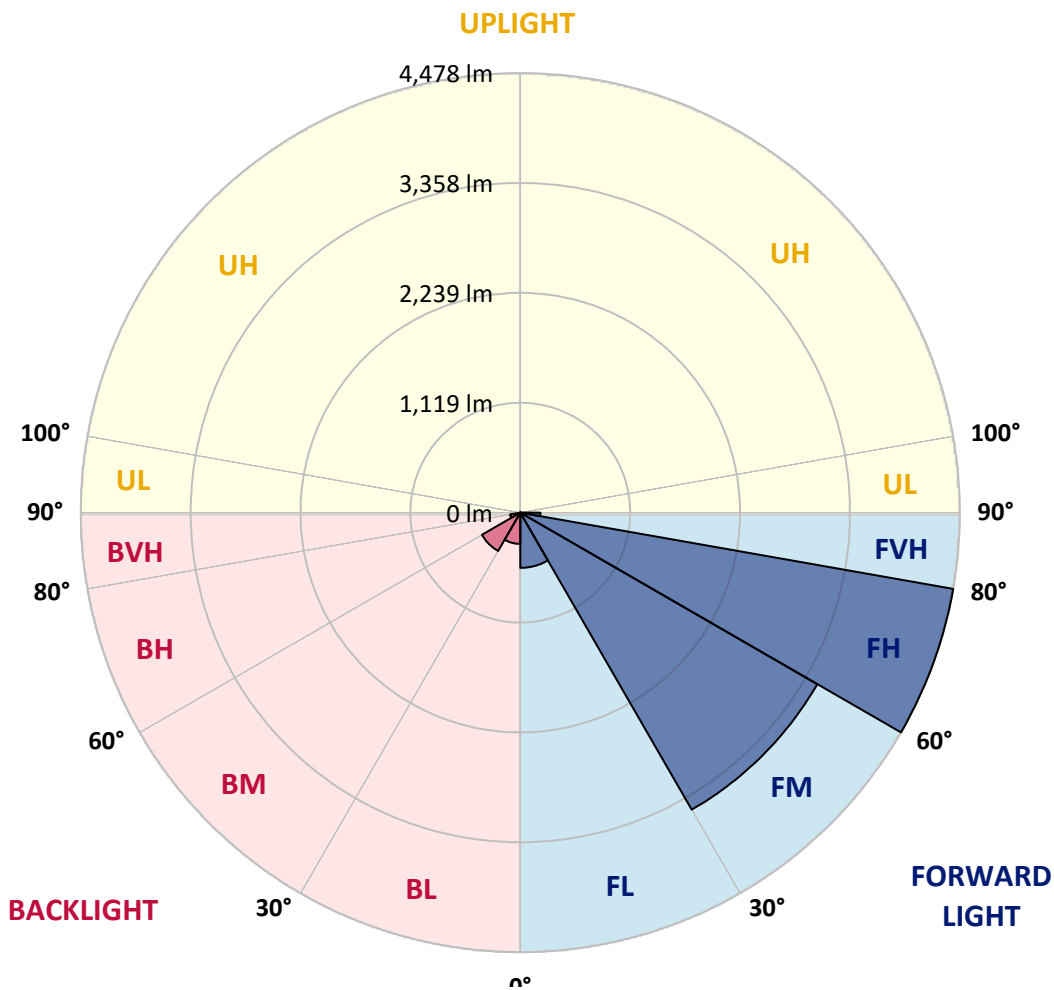
CATALOG NUMBER: GWC-SA2D-727-U-T4FT-HSS

LUMINAIRE CLASSIFICATION SYSTEM LUMEN TABLE AND BUG RATING:

Zone	Lumens	% Fixture	Zone Rating/Lumen Limit		
			B	U	G
FL (0°-30°)	562.5	5.9			
FM (30°-60°)	3494.1	36.3			
FH (60°-80°)	4477.8	46.6			G2/5000
FVH (80°-90°)	205.0	2.1			G2/225
BL (0°-30°)	318.7	3.3	B1/500		
BM (30°-60°)	451.2	4.7	B1/1000		
BH (60°-80°)	104.9	1.1	B0/110		G0/110
BVH (80°-90°)	1.7	0.0			G0/10
UL (90°-100°)	0.0	0.0		U0/0	
UH (100°-180°)	0.0	0.0		U0/0	

BUG Rating: B1-U0-G2

Type IV Short





REPORT NUMBER: P387018

CATALOG NUMBER: GWC-SA2D-727-U-T4FT-HSS

CANDELA DISTRIBUTION (FULL):

	0°	5°	15°	25°	31°	35°	45°	55°	65°	75°	85°
0°	1654.5	1654.5	1654.5	1654.5	1654.5	1654.5	1654.5	1654.5	1654.5	1654.5	1654.5
2.5°	1567.9	1574.5	1581.5	1582.9	1594.7	1595.2	1612.1	1624.8	1637.5	1649.7	1654.0
5°	1406.9	1417.8	1430.5	1443.2	1468.1	1478.0	1519.4	1561.8	1602.2	1640.8	1659.6
7.5°	1235.2	1247.4	1265.3	1296.8	1324.6	1343.9	1409.3	1484.6	1559.9	1630.9	1671.9
10°	1078.5	1089.8	1108.6	1142.0	1184.8	1211.2	1299.2	1403.6	1514.2	1622.0	1690.2
12.5°	978.7	984.9	995.2	1031.0	1069.6	1099.2	1202.7	1332.1	1476.6	1621.5	1719.9
15°	960.4	962.3	953.8	969.8	999.9	1028.6	1133.6	1274.2	1447.9	1629.0	1758.4
17.5°	989.6	988.6	960.4	958.5	982.5	1006.0	1099.7	1234.3	1427.6	1646.5	1808.3
20°	1033.8	1030.5	981.6	972.6	998.0	1020.2	1097.3	1219.2	1420.1	1675.6	1869.0
22.5°	1092.6	1087.0	1010.3	1000.9	1028.2	1051.2	1126.5	1233.8	1426.7	1714.7	1939.6
25°	1165.6	1157.1	1059.7	1049.3	1077.1	1100.1	1178.7	1275.7	1446.5	1762.2	2029.0
27.5°	1247.9	1235.7	1138.7	1111.9	1143.4	1167.4	1248.4	1339.7	1477.5	1812.6	2138.6
30°	1325.5	1309.5	1222.0	1177.8	1216.4	1243.2	1323.7	1415.9	1527.4	1890.2	2288.8
32.5°	1403.6	1385.8	1296.4	1243.7	1278.5	1307.7	1401.3	1520.8	1621.0	2008.8	2488.3
35°	1583.4	1564.6	1454.9	1367.9	1367.4	1383.9	1510.0	1664.3	1744.8	2173.9	2726.4
37.5°	1886.0	1875.1	1770.7	1605.5	1561.3	1542.9	1658.2	1835.6	1922.7	2401.2	2995.0
40°	2217.2	2207.8	2090.7	1941.0	1873.7	1828.6	1870.9	2074.2	2173.9	2678.8	3269.4
42.5°	2591.3	2546.6	2337.7	2293.0	2232.8	2198.4	2160.3	2368.3	2482.6	2980.9	3541.4
45°	2931.1	2855.8	2584.7	2517.0	2503.3	2511.8	2533.0	2763.5	2829.9	3340.0	3812.4
47.5°	3133.4	3074.1	2866.1	2801.2	2797.4	2853.4	3013.4	3210.1	3175.7	3652.9	4051.0
50°	3325.8	3272.2	3099.5	3115.5	3132.9	3209.1	3558.8	3669.3	3491.5	3936.6	4269.8
52.5°	3481.6	3399.7	3309.4	3399.3	3484.9	3607.7	4121.5	4081.5	3715.5	4162.5	4457.0
55°	3571.5	3534.3	3578.1	3668.4	3829.3	4028.8	4652.8	4424.6	3879.2	4368.6	4581.7
57.5°	3900.9	3827.9	3915.0	3993.1	4202.9	4482.0	5107.8	4680.1	3997.3	4496.1	4610.4
60°	4299.4	4240.6	4291.9	4421.8	4705.0	5033.0	5533.2	4888.5	4059.0	4578.0	4536.1
62.5°	4933.7	4856.1	4824.1	4969.5	5345.0	5703.1	5856.0	5033.0	4045.3	4541.7	4281.1
65°	5783.5	5703.1	5560.0	5691.8	6169.4	6422.1	6216.9	5063.6	3951.2	4248.6	3636.4
67.5°	6654.0	6595.7	6473.4	6695.5	7126.5	7207.9	6598.5	4989.2	3648.2	3444.9	2569.2
70°	7229.1	7204.1	7283.6	7774.9	8159.3	8135.8	6948.6	4589.7	2843.5	2118.4	1271.0
72.5°	6814.5	6934.0	7521.3	8412.0	8881.6	8689.6	6768.9	3524.4	1625.3	815.0	367.5
73°	6471.0	6623.9	7414.5	8436.0	8938.6	8728.2	6617.8	3235.0	1385.3	643.2	278.6
75°	4501.7	4689.5	6138.3	7856.8	8672.2	8316.0	5516.3	1980.1	641.8	285.2	112.5
77.5°	2185.7	2324.5	3380.0	5676.7	6744.4	6497.3	3434.1	737.8	289.9	178.3	51.8
80°	815.9	907.2	1467.2	2889.2	3897.6	3999.7	1510.5	279.0	192.9	143.5	26.4
82.5°	213.6	238.1	541.1	1288.4	1997.5	2090.7	476.2	140.7	141.2	118.1	16.0
85°	68.2	78.1	168.9	578.3	941.1	826.3	124.2	68.2	102.6	88.0	8.9
87.5°	8.5	10.8	53.6	136.0	207.5	115.3	19.3	20.2	43.8	48.9	5.2
90°	0.0	0.0	0.0	0.0	0.0	0.0	0.0	0.0	0.0	0.0	0.0



REPORT NUMBER: P387018

CATALOG NUMBER: GWC-SA2D-727-U-T4FT-HSS

CANDELA DISTRIBUTION (continued):

	90°	95°	105°	115°	125°	135°	145°	155°	165°	175°	180°
0°	1654.5	1654.5	1654.5	1654.5	1654.5	1654.5	1654.5	1654.5	1654.5	1654.5	1654.5
2.5°	1658.2	1655.9	1656.3	1644.1	1636.1	1620.1	1603.6	1596.1	1588.1	1584.8	1588.1
5°	1666.7	1662.5	1650.2	1612.6	1572.6	1520.8	1472.3	1435.6	1389.5	1376.8	1390.0
7.5°	1679.9	1671.4	1635.6	1558.9	1470.0	1371.2	1260.1	1179.2	1112.8	1070.0	1085.6
10°	1699.2	1683.2	1611.2	1480.8	1321.8	1146.7	989.1	866.3	779.2	743.5	742.1
12.5°	1731.6	1701.5	1581.0	1379.2	1140.6	907.2	700.6	567.5	496.9	451.3	450.3
15°	1767.4	1723.2	1542.9	1257.3	929.8	649.8	451.3	350.1	304.4	289.9	288.0
17.5°	1811.1	1748.1	1493.5	1107.2	709.1	430.6	294.6	265.4	263.5	262.1	262.1
20°	1866.2	1777.7	1430.0	935.5	503.0	287.5	250.3	252.2	253.2	251.3	251.7
22.5°	1930.2	1807.9	1354.2	751.0	340.2	240.5	239.5	241.9	242.8	241.9	242.3
25°	2004.5	1842.7	1262.0	557.6	245.6	228.2	230.6	233.9	236.2	236.2	236.2
27.5°	2096.8	1885.0	1151.0	389.1	212.2	215.5	222.1	228.2	231.5	232.5	232.5
30°	2216.8	1937.7	1017.8	266.8	192.9	198.6	210.8	222.6	228.7	229.6	230.1
32.5°	2368.3	1997.0	863.5	197.2	176.5	180.7	193.9	213.6	225.4	227.3	227.3
35°	2541.9	2065.7	697.4	171.8	164.7	166.1	176.5	199.0	219.7	224.9	225.4
37.5°	2732.0	2133.5	530.3	160.5	154.8	154.8	162.3	181.6	206.1	222.1	224.0
40°	2909.4	2174.4	371.7	151.5	145.9	145.9	152.5	166.6	189.6	213.6	218.8
42.5°	3073.2	2188.5	258.8	143.0	137.4	138.8	144.5	155.8	173.2	197.2	201.9
45°	3241.6	2186.2	188.7	133.2	128.9	133.2	137.4	145.9	158.6	172.2	173.2
47.5°	3368.7	2166.4	149.6	123.8	120.9	126.6	130.3	136.0	143.0	142.1	142.1
50°	3487.7	2118.4	120.5	111.0	112.9	119.5	121.4	123.3	123.8	114.8	113.9
52.5°	3578.1	2043.6	96.5	97.4	104.9	111.5	109.6	106.8	102.1	91.3	89.4
55°	3608.2	1899.6	75.8	80.5	93.2	101.6	94.6	88.5	79.5	70.6	68.7
57.5°	3553.6	1713.7	61.6	62.6	78.6	85.6	77.6	70.6	60.7	53.2	51.8
60°	3437.8	1507.2	50.8	47.1	60.7	66.8	61.6	54.6	45.6	40.0	39.5
62.5°	3208.2	1287.0	41.9	36.7	46.1	51.3	48.0	42.8	35.3	31.5	31.1
65°	2725.4	1029.6	33.9	29.6	35.8	40.0	37.2	33.4	27.8	24.9	24.5
67.5°	1902.4	695.9	27.8	24.5	28.2	31.5	29.2	27.3	22.1	21.6	22.1
70°	917.6	335.5	23.1	19.8	22.1	24.5	23.5	22.1	21.2	24.5	28.2
72.5°	263.0	112.5	18.4	16.5	17.9	19.3	20.2	19.8	23.1	29.6	34.4
73°	202.3	90.8	17.4	15.5	16.9	18.8	19.8	19.3	23.5	30.1	34.4
75°	86.6	43.8	13.2	12.7	14.1	16.5	17.4	17.4	23.5	30.6	32.9
77.5°	39.1	23.5	8.5	9.9	12.2	13.2	14.6	14.6	18.8	23.5	23.5
80°	22.1	12.7	6.6	7.5	8.9	8.9	8.9	8.0	8.5	9.4	10.4
82.5°	14.1	8.5	5.2	6.1	5.6	4.7	3.8	3.8	3.3	3.8	4.7
85°	8.0	4.7	4.7	3.8	2.4	1.9	2.4	1.9	0.5	0.0	0.5
87.5°	4.7	2.8	1.4	0.0	0.0	0.0	0.0	0.0	0.0	0.0	0.0
90°	0.0	0.0	0.0	0.0	0.0	0.0	0.0	0.0	0.0	0.0	0.0

Signify Classified - Internal
Cooper Lighting Solutions Photometric Lab
1121 Highway 74 South
Peachtree City, GA 30269

Scaled Data Report



Report Generated By 670245982

Signify Classified - Internal
Cooper Lighting Solutions Photometric Lab
1121 Highway 74 South
Peachtree City, GA 30269

Scaled Data Report



Signify Classified - Internal
Cooper Lighting Solutions Photometric Lab
1121 Highway 74 South
Peachtree City, GA 30269

Scaled Data Report



Signify Classified - Internal
Cooper Lighting Solutions Photometric Lab
1121 Highway 74 South
Peachtree City, GA 30269

Scaled Data Report



Signify Classified - Internal
Cooper Lighting Solutions Photometric Lab
1121 Highway 74 South
Peachtree City, GA 30269

Scaled Data Report



--- HS — SS

Signify Classified - Internal
Cooper Lighting Solutions Photometric Lab
1121 Highway 74 South
Peachtree City, GA 30269

Scaled Data Report



u

Signify Classified - Internal
Cooper Lighting Solutions Photometric Lab
1121 Highway 74 South
Peachtree City, GA 30269

Scaled Data Report



Signify Classified - Internal
Cooper Lighting Solutions Photometric Lab
1121 Highway 74 South
Peachtree City, GA 30269

Scaled Data Report



(END OF REPORT)